




Super Spelling Book



Marsh Marigold Book



Name: _____ Class: _____





Be a Spelling Star!



Being able to spell is very important to your reading and writing. We know you can do brilliantly in your spelling tests, but can you remember your spellings in your day to day writing?

This book lists all of the key words you need to learn to be a good speller in your writing. You will be given a set of spellings to learn and you will need to learn them all thoroughly before you can have a test. When you know every word in that set then you can have a test in school. If you get them all correct you can move on to the next set. If you don't, have some more practise time at home and then we can test you again in school.

There are lots of tips in this booklet to help you be a spelling star... but the most important thing to do is practise, not just once but regularly (studies show that for learning to stick it must be returned to after 1 day, 7 days, a week, a month and then 3 months). So look out for the yellow boxes as your teacher will be checking that you have remembered how to spell the words you have been tested on before too. If you have any problems though don't worry, your teacher will put them in the "Have Another Go!" boxes at the back so you know which ones you had forgotten and practise them again.



How to Use Your Spelling Book

- Your teacher will highlight the set of words they want you to learn at home.
- Make sure you can read the words and then learn to spell them.
- PLEASE DO NOT TICK THE BOXES AT HOME.
- Check you know what each word means.
- Use the strategies that your teacher uses with you in school to help you learn the spellings and don't forget... Practise Makes Perfect!
- When you think you are ready ask an adult to tick the "Test Ready?" box.
- We will then aim to test your child within the next few days.
- PLEASE MAKE SURE YOUR SPELLING BOOK IS IN SCHOOL EVERY DAY.

Strategies to be a Spelling Star:

- Create or use a mnemonic, for example SAID can be remembered by learning Sally Ann Is Dancing.
- Break it down into syllable chunks e.g. chil-dren.
- Find words within words e.g. there is "a rat" in separate or there is a "hen" in when.
- Find the tricky spelling part and concentrate on that.
- Notice spelling patterns that are the same in different words and link them together.
- Say the word how you spell it e.g. say wat-er instead of "warter".
- Look for the words you are learning in your reading book or in any text you see, e.g. at the shops.
- Try writing the words into a sentence.
- You don't need to write them to learn them, say them out loud!
- Don't forget about the words you have already learned, remember you will be tested on them all when you get to a yellow box!

Set 1

excited		
hospital		
quiet		
instead		
second		
Is your child test ready?		

Set 2

allowed		
luckily		
police		
someone		
tomorrow		
Is your child test ready?		

Set 3

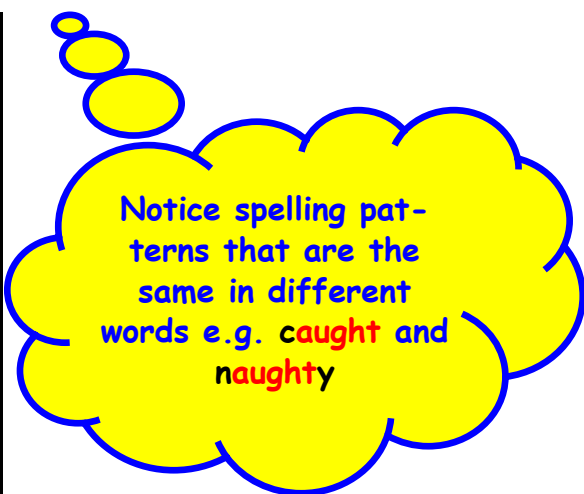
breakfast		
video		
lightning		
present		
aloud		
Is your child test ready?		

Set 4

caught		
naughty		
incomplete		
impossible		
important		
Is your child test ready?		

Set 5

possession		
question		
mention		
position		
though		
Is your child test ready?		



Notice spelling patterns that are the same in different words e.g. **caught** and **naughty**

Set 6

although		
thought		
interest		
experiment		
potatoes		
Is your child test ready?		

Set 8


minute		
increase		
through		
centre		
century		
Is your child test ready?		

Set 9

certain		
recent		
experience		
sentence		
notice		
Is your child test ready?		

Set 7

favourite		
imagine		
material		
promise		
opposite		
Is your child test ready?		



You don't need to write them to learn them, say them out loud!

Set 10

circle		
decide		
medicine		
exercise		
special		
Is your child test ready?		

Break it down
into syllable
chunks e.g.

diff-er-ent

Set 11

accident

length

strength

purpose

history

Is your child test
ready?

Set 12

different

difficult

separate

suppose

therefore

Is your child test
ready?

Set 13

knowledge

calendar

grammar

regular

particular

Is your child test
ready?

Set 14

peculiar

popular

consider

remember

quarter

Is your child test
ready?

Set 15

various

famous

perhaps

surprise

thousand

Is your child test
ready?

Have Another Go!

Your teacher will put the words you got stuck on after your "big test" here. Please practise them again before you are retested. In the meantime, start the next set as highlighted by your teacher.

Have another go!		

Have another go!		

Have another go!		

Have another go!		