




# Super Spelling Book




Spider Book



Name: \_\_\_\_\_ Class: \_\_\_\_\_





# Be a Spelling Star!



Being able to spell is very important to your reading and writing. We know you can do brilliantly in your spelling tests, but can you remember your spellings in your day to day writing?

This book lists all of the key words you need to learn to be a good speller in your writing. You will be given a set of spellings to learn and you will need to learn them all thoroughly before you can have a test. When you know every word in that set then you can have a test in school. If you get them all correct you can move on to the next set. If you don't, have some more practise time at home and then we can test you again in school.

There are lots of tips in this booklet to help you be a spelling star... but the most important thing to do is practise, not just once but regularly (studies show that for learning to stick it must be returned to after 1 day, 7 days, a week, a month and then 3 months). So look out for the yellow boxes as your teacher will be checking that you have remembered how to spell the words you have been tested on before too. If you have any problems though don't worry, your teacher will put them in the "Have Another Go!" boxes at the back so you know which ones you had forgotten and practise them again.



# How to Use Your Spelling Book

- Your teacher will highlight the set of words they want you to learn at home.
- Make sure you can read the words and then learn to spell them.
- PLEASE DO NOT TICK THE BOXES AT HOME.
- Check you know what each word means.
- Use the strategies that your teacher uses with you in school to help you learn the spellings and don't forget... Practise Makes Perfect!
- When you think you are ready ask an adult to tick the "Test Ready?" box.
- We will then aim to test your child within the next few days.
- PLEASE MAKE SURE YOUR SPELLING BOOK IS IN SCHOOL EVERY DAY.

## Strategies to be a Spelling Star:

- Create or use a mnemonic, for example SAID can be remembered by learning Sally Ann Is Dancing.
- Break it down into syllable chunks e.g. chil-dren
- Find words within words e.g. there is "a rat" in separate or there is a "hen" in when.
- Find the tricky spelling part and concentrate on that.
- Notice spelling patterns that are the same in different words and link them together.
- Say the word how you spell it e.g. say wat-er instead of "warter".
- Look for the words you are learning in your reading book or in any text you see, e.g. at the shops.
- Try writing the words into a sentence.
- You don't need to write them to learn them, say them out loud!
- Don't forget about the words you have already learned, remember you will be tested on them all when you get to a yellow box!

## Set 1

doesn't

they're

hopped

grabbed

front

Is your child test ready?

## Set 3

everyday

everywhere

holidays

field

chocolate

Is your child test ready?

## Set 5

June

July

August

September

October

Is your child test ready?

## Set 2

having

nearly

scared

threw

pounds

Is your child test ready?

## Set 4

January

February

March

April

May

Is your child test ready?

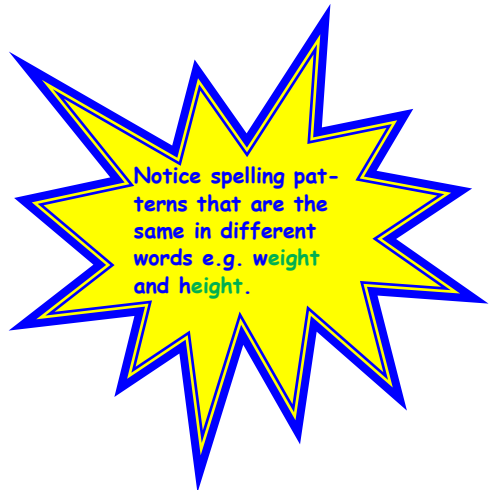


|                           |  |  |
|---------------------------|--|--|
| <b>Set 6</b>              |  |  |
| November                  |  |  |
| December                  |  |  |
| hundred                   |  |  |
| brought                   |  |  |
| eighth                    |  |  |
| Is your child test ready? |  |  |

|                           |  |  |
|---------------------------|--|--|
| <b>Set 8</b>              |  |  |
| heard                     |  |  |
| probably                  |  |  |
| actually                  |  |  |
| accidentally              |  |  |
| occasionally              |  |  |
| Is your child test ready? |  |  |

|                           |  |  |
|---------------------------|--|--|
| <b>Set 9</b>              |  |  |
| believe                   |  |  |
| appear                    |  |  |
| often                     |  |  |
| group                     |  |  |
| breath                    |  |  |
| Is your child test ready? |  |  |

|                           |  |  |
|---------------------------|--|--|
| <b>Set 7</b>              |  |  |
| weight                    |  |  |
| straight                  |  |  |
| earth                     |  |  |
| early                     |  |  |
| learn                     |  |  |
| Is your child test ready? |  |  |



|                           |  |  |
|---------------------------|--|--|
| <b>Set 10</b>             |  |  |
| continue                  |  |  |
| arrive                    |  |  |
| women                     |  |  |
| describe                  |  |  |
| height                    |  |  |
| Is your child test ready? |  |  |



You don't need to write them  
to learn them, say them out  
loud!

| Set 12                    |  |  |
|---------------------------|--|--|
| business                  |  |  |
| heart                     |  |  |
| fruit                     |  |  |
| breathe                   |  |  |
| strange                   |  |  |
| Is your child test ready? |  |  |

| Set 14                    |  |  |
|---------------------------|--|--|
| woman                     |  |  |
| enough                    |  |  |
| natural                   |  |  |
| actual                    |  |  |
| pressure                  |  |  |
| Is your child test ready? |  |  |

| Set 11                    |  |  |
|---------------------------|--|--|
| disappear                 |  |  |
| reign                     |  |  |
| bicycle                   |  |  |
| address                   |  |  |
| busy                      |  |  |
| Is your child test ready? |  |  |

| Set 13                    |  |  |
|---------------------------|--|--|
| complete                  |  |  |
| extreme                   |  |  |
| forwards                  |  |  |
| library                   |  |  |
| ordinary                  |  |  |
| Is your child test ready? |  |  |

| Set 15                    |  |  |
|---------------------------|--|--|
| island                    |  |  |
| answer                    |  |  |
| build                     |  |  |
| guide                     |  |  |
| guard                     |  |  |
| Is your child test ready? |  |  |

# Have Another Go!

Your teacher will put the words you got stuck on after your "big test" here. Please practise them again before you are retested. In the meantime, start the next set as highlighted by your teacher.

| Have another go! |  |  |
|------------------|--|--|
|                  |  |  |
|                  |  |  |
|                  |  |  |
|                  |  |  |
|                  |  |  |

| Have another go! |  |  |
|------------------|--|--|
|                  |  |  |
|                  |  |  |
|                  |  |  |
|                  |  |  |
|                  |  |  |

| Have another go! |  |  |
|------------------|--|--|
|                  |  |  |
|                  |  |  |
|                  |  |  |
|                  |  |  |
|                  |  |  |

| Have another go! |  |  |
|------------------|--|--|
|                  |  |  |
|                  |  |  |
|                  |  |  |
|                  |  |  |
|                  |  |  |