

Have Another Go!

Your teacher will put the words you got stuck on after your "big test" here. Please practise them again before you are retested. In the meantime, start the next set as highlighted by your teacher.



Super Spelling Book




Have another go!

Have another go!


Robert the Bruce Book

Have another go!


Have another go!



Name: _____ Class: _____




Be a Spelling Star!



Being able to spell is very important to your reading and writing. We know you can do brilliantly in your spelling tests, but can you remember your spellings in your day to day writing?

This book lists all of the key words you need to learn to be a good speller in your writing. You will be given a set of spellings to learn and you will need to learn them all thoroughly before you can have a test. When you know every word in that set then you can have a test in school. If you get them all correct you can move on to the next set. If you don't, have some more practise time at home and then we can test you again in school.

There are lots of tips in this booklet to help you be a spelling star... but the most important thing to do is practise, not just once but regularly (studies show that for learning to stick it must be returned to after 1 day, 7 days, a week, a month and then 3 months). So look out for the yellow boxes as your teacher will be checking that you have remembered how to spell the words you have been tested on before too. If you have any problems though don't worry, your teacher will put them in the "Have Another Go!" boxes at the back so you know which ones you had forgotten and practise them again.

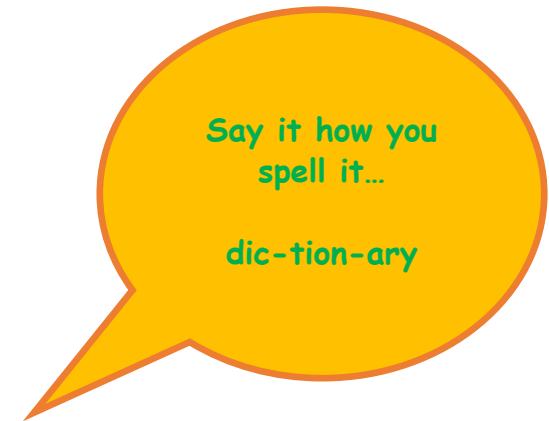


Set 6		
curiosity		
category		
according		
opportunity		
restaurant		
Is your child test ready?		

Set 8		
amateur		
ancient		
bargain		
muscle		
queue		
Is your child test ready?		

Set 9		
recognise		
twelfth		
profession		
develop		
harass		
Is your child test ready?		

Set 7		
communicate		
thorough		
immediately		
sincere		
interfere		
Is your child test ready?		



Set 10		
definite		
secretary		
dictionary		
familiar		
Is your child test ready?		

Set 1		
conscious		
symbol		
physical		
system		
rhythm		
Is your child test ready?		

Set 2		
occupy		
rhyme		
yacht		
guarantee		
equipment		
Is your child test ready?		

Set 3		
environment		
government		
parliament		
frequently		
vegetable		
Is your child test ready?		

Set 4		
vehicle		
bruise		
soldier		
stomach		
recommend		
Is your child test ready?		

Set 5		
leisure		
privilege		
occur		
neighbour		
community		
Is your child test ready?		



Clap the sounds
En vi ron ment

How to Use Your Spelling Book

- Your teacher will highlight the set of words they want you to learn at home.
- Make sure you can read the words and then learn to spell them.
- PLEASE DO NOT TICK THE BOXES AT HOME.
- Check you know what each word means.
- Use the strategies that your teacher uses with you in school to help you learn the spellings and don't forget... Practise Makes Perfect!
- When you think you are ready ask an adult to tick the "Test Ready?" box.
- We will then aim to test your child within the next few days.
- PLEASE MAKE SURE YOUR SPELLING BOOK IS IN SCHOOL EVERY DAY.

Strategies to be a Spelling Star:

- Create or use a mnemonic, for example SAID can be remembered by learning Sally Ann Is Dancing.
- Break it down into syllable chunks e.g. chil-dren.
- Find words within words e.g. there is "a rat" in separate or there is a "hen" in when.
- Find the tricky spelling part and concentrate on that.
- Notice spelling patterns that are the same in different words and link them together.
- Say the word how you spell it e.g. say wat-er instead of "warter".
- Look for the words you are learning in your reading book or in any text you see, e.g. at the shops.
- Try writing the words into a sentence.
- You don't need to write them to learn them, say them out loud!
- Don't forget about the words you have already learned, remember you will be tested on them all when you get to a yellow box!